



G120P supplemental system components

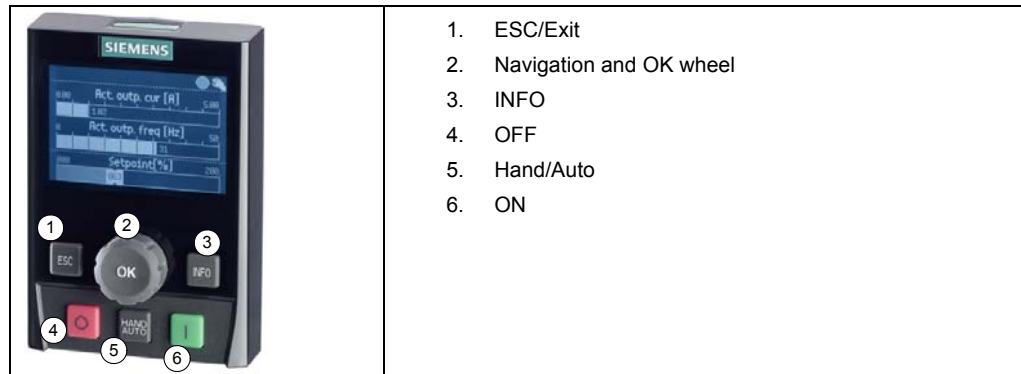
IOP, BOP-2, Blanking cover

- Operator panel IOP (Intelligent Operator Panel) with application-specific commissioning wizards, clear text display and USB interface
- Operator panel BOP-2 (Basic Operator Panel), menu driven and 2-line display
- Blanking cover, degree of protection IP55/UL Type 12
- Drive Operating temperature 0 ... 50 °C, with blanking cover 0 ... 60 °C

Use

Operator panels for comfortable on-site commissioning, control as well as diagnostics, and simple cloning of complete VSD data sets. As an option, a blanking cover (IP55) can be used in lieu of the operator panel to cover the interface.

- Intelligent Operator Panel IOP, degree of protection IP54/UL Type 12
Menu-driven with clear text display, help function and application wizards for commissioning, diagnostics, and operation of standard drives.
- Basic Operator Panel BOP-2, degree of protection IP55/UL Type 12
Menu-driven tool with 2-line display for fast and comfortable commissioning of the VSD. Simultaneous display of parameter and parameter value. Commission a drive without a print out of the parameter list.

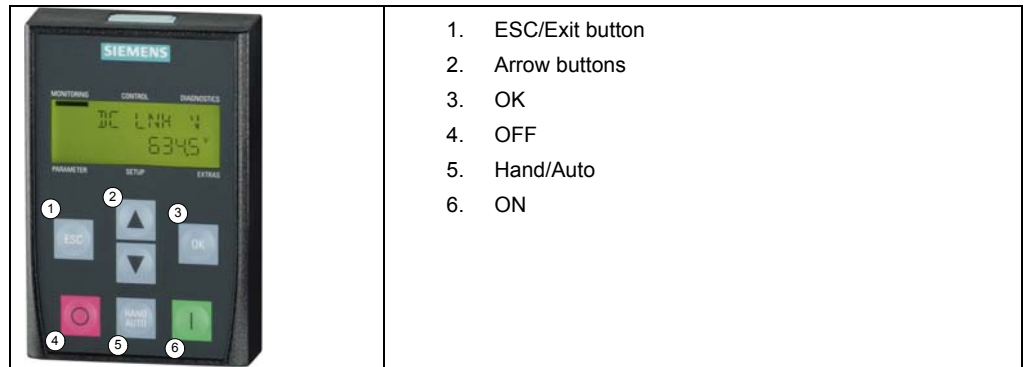


- ESC button (1) to return to menu status or the previous display
- Selection of menu items using the navigation and OK wheel (2)
- Explanatory help texts via the INFO button (3)
- ON/Off buttons (6) and (4) to switch on and off and start the inverter
- Button (5) for the changeover from Auto to manual operation
- On the rear:
 - Type plate
 - 1 USB connection
 - 1 RS232 plug
 - 4 door-mounting screw recesses
- Detailed information on operation is available in the user's guide SINAMICS IOP (A5E00110011A2 AA)

IOP functions

- Very user-friendly and powerful operator panel for SINAMICS G120P standard drives.
- Easy commissioning, for beginners as well as drive experts thanks to clear text displays, menus, and interactive application wizards
- Fast commissioning wizard for general commissioning
- Drive commissioning without printed parameter lists by displaying the parameters in clear text, explanatory help texts, and parameter filters
- Support of repeat commissioning by loading a parameter list to other drives of the same type (up to 16 parameter sets can be saved)
- Includes wizards for simple configuration of important applications including pumps, fans, and compressors
- Diagnostics of errors and warning messages displayed in clear text
- Graphical or numeric visualization of up to two process values
- Updates and extensions via the integrated USB interface:
 - Drag & Drop to add new drive types, user languages and wizards
 - Powered via USB interface during updates
- Pre-installed language packages in German, English, French, Italian, and Spanish
- Language packages, updates, and extensions are available at no charge under <http://support.automation.siemens.com/WWW/view/en/30563514/130000>

Overview BOP-2





- ESC button (1) to return to menu status or the previous display
- Navigate menus and set values via the arrow buttons (2)
- OK button (3) to select and confirm values
- ON/Off buttons (6) and (4) to switch on and off and start the inverter
- Button (5) for the changeover from Auto to manual operation
- On the rear:
 - Type plate
 - 1 RS232 plug
 - Door-mounting screw recesses
- Detailed information on operation is available in the user's guide SINAMICS BOP-2 (A5E02778927A AA)

BOP-2 functions

- Simple commissioning of standard drives with menu-driven 2-line display.
- Drive commissioning without printed parameter lists by displaying the parameters in clear text, explanatory help texts, and parameter filters
- Direct, menu-driven and easy diagnostics
- Numeric visualization of up to two process values for simple monitoring
- Support of repeat commissioning by loading a parameter list to other devices of the same type.

Benefits at a glance

	IOP	BOP-2
		
Operator panel	<ul style="list-style-type: none"> • Large, clear text display • Menu-driven and application wizards 	<ul style="list-style-type: none"> • 7-segment display • Menu driven
Possible applications	<ul style="list-style-type: none"> • Mounted directly on the SINAMICS G120P • Degree of protection IP54/UL Type12 • 5 available languages 	<ul style="list-style-type: none"> • Mounted directly on the SINAMICS G120P • Degree of protection IP55/UL Type12
Commissioning	<ul style="list-style-type: none"> • Repeat commissioning using the cloning function • User-defined parameter list, that only displays the parameters you want to use • Simple commissioning of standard applications using application-specific wizards; no knowledge of parameter structure required • Commissioning without documentation is possible for simple applications 	<ul style="list-style-type: none"> • Repeat commissioning using the cloning function
Operation and GUI	<ul style="list-style-type: none"> • Direct manual drive operation • Simple changeover between Auto and manual modes • Rotary selection and press for enter interface ensure intuitive navigation • Graphical display with trend functions to depict status values, such as pressure, flow, in bar diagrams • Status display with freely selectable units for physical values 	<ul style="list-style-type: none"> • Direct manual drive operation • Simple changeover between Auto and manual modes • 2-line display to display up to 2 process values with text
Minimize service times	<ul style="list-style-type: none"> • Diagnostics using clear text display, without documentation and available on site • Simple update of languages, wizards, and firmware via USB • Language packages, updates, and extensions are available at no charge under http://support.automation.siemens.com/WW/view/en/30563514/130000 	<ul style="list-style-type: none"> • Menu-driven diagnostics with 7-segment display

Ordering

Description	Order no. / MLFB	Type (ASN)
SINAMICS G120P IP20 / IP54, Intelligent Operator Panel (IOP)	6SL3255-6AA00-4JA0	G120P-IOP
SINAMICS G120P IP20 / IP55, Basic Operator Panel (BOP-2)	6SL3255-6AA00-4CA0	G120P-BOP-2

Accessories

Description	Order no. / MLFB	Type (ASN)
SINAMICS G120P Door kit (IP54) / BOP-2 (IP55), KIT UL TYP12 for Intelligent Operator Panel IOP and Basic Operator Panel BOP-2 consisting of: Seals, mounting materials, and connection cable (5M)	6SL3256-6AP00-0JA0	G120P-Door-Kit

Product documentation

Operating Instructions IOP	Detailed information on operating the SINAMICS IOP Document no.: A5E00110011A2 AB
Getting Started Guide IOP	Product insert for a quick introduction Document no.: A5E02449215B2
Operating Instructions BOP-2	Detailed information on operating the SINAMICS BOP-2 Document no.: A5E02778927A AB
Getting Started Guide BOP-2	Product insert for a quick introduction Document no.: A5E02826349A

